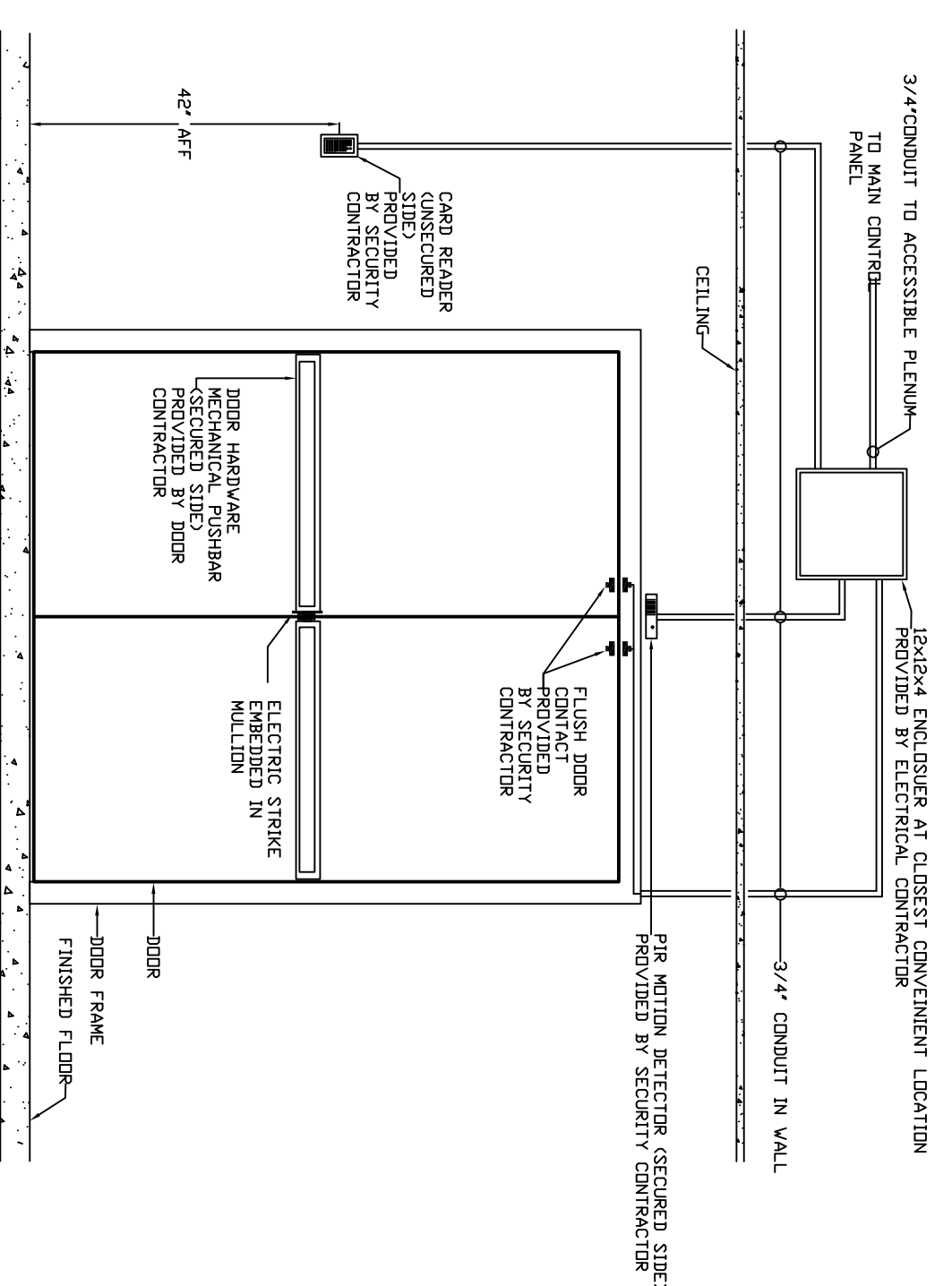
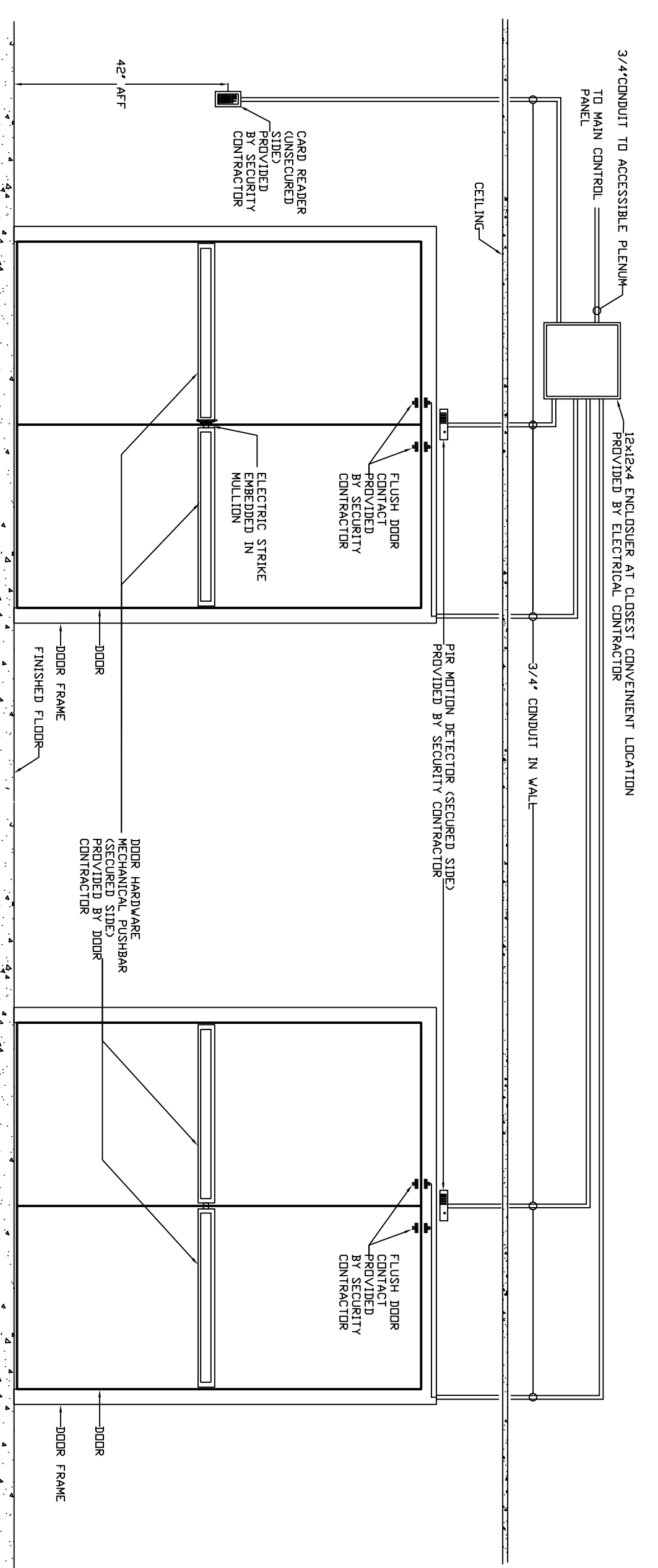


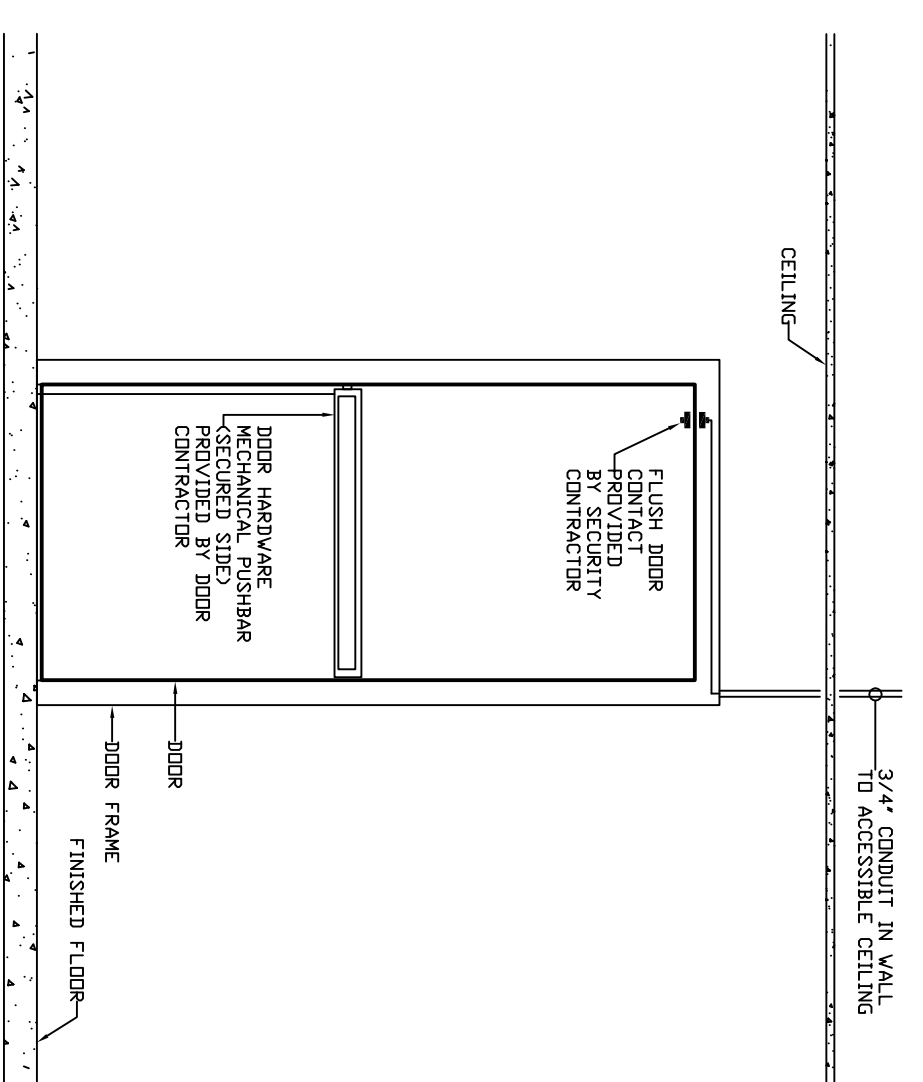
A ACCESS CONTROL - 1 DOOR
SCALE: 1/2" = 1'



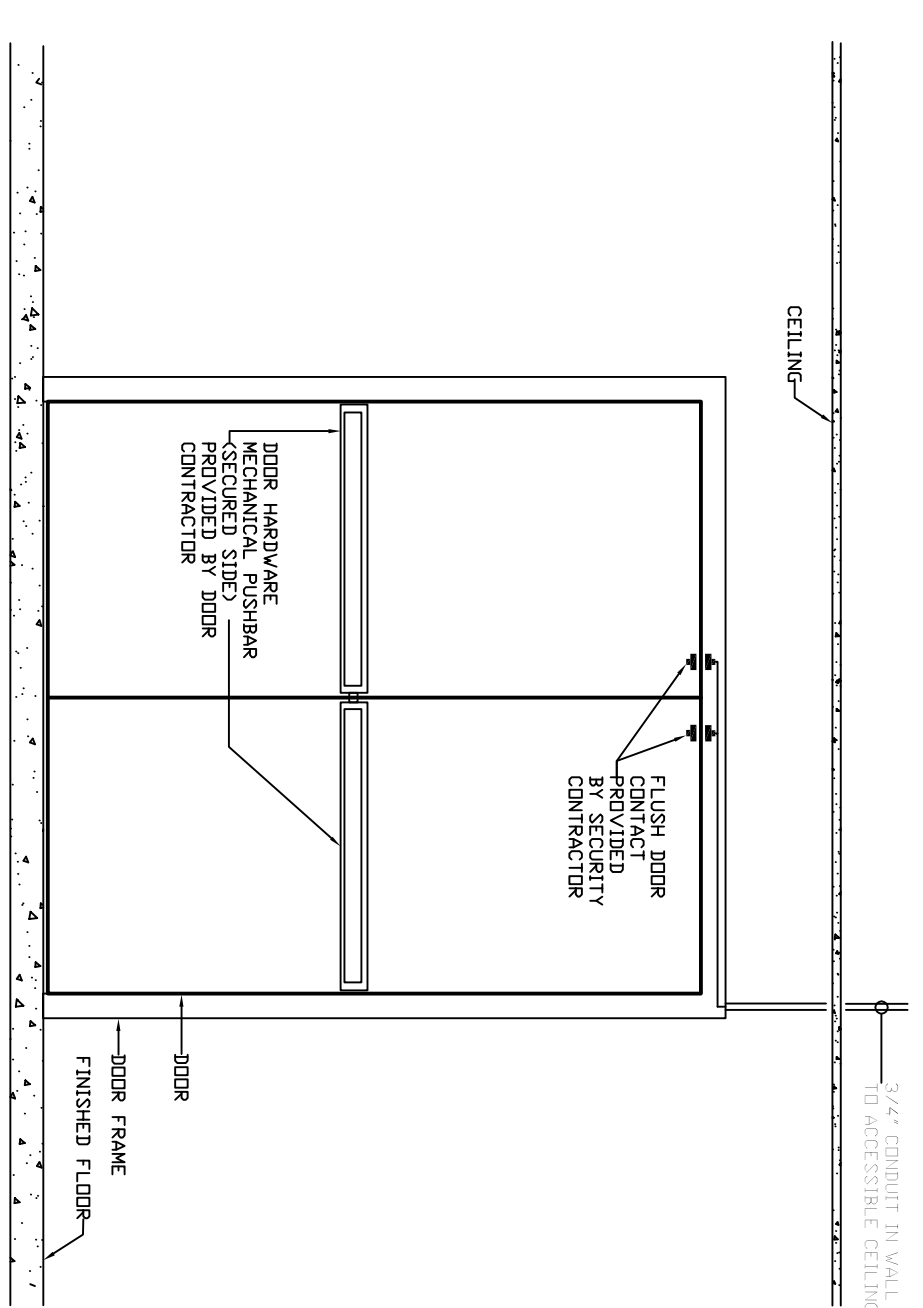
B ACCESS CONTROL - 2 DOOR
SCALE: 1/2" = 1'



C ACCESS CONTROL - 4 DOOR
SCALE: 1/2" = 1'



D MONITORED DOOR - 1 DOOR
SCALE: 1/2" = 1'



E MONITORED DOOR - 2 DOOR
SCALE: 1/2" = 1'

- ALL DOOR CONDUITS TO RUN THROUGH FRAME DIRECTLY TO/OVER DEVICE
- CONDUITS SHALL BE ROUTED TO ACCESSIBLE CEILING
- CONDUITS SHALL USE A MORTAR BOX, OR BE FINISHED DIRECTLY TO FACE OF FRAME
- ALL CONDUIT LOCATIONS SHALL BE DRILLED OR MARKED BY GENERAL CONTRACTOR

G NOTES
SCALE: N.T.S.

SECURITY DEVICE LEGEND	
CR	CARD READER 2x4 J-BOX AT 42" AFF W/CONDUIT TO ACCESSIBLE CEILING
M	DOOR CONTACT FLUSH MOUNTED IN DOOR FRAME, EXTEND 3/4" CONDUIT TO ACCESSIBLE CEILING
PR	MOTION DETECTOR MOUNTED ABOVE DOOR. PROVIDE 3/4" CONDUIT TO ACCESSIBLE CEILING
KP	KEYPAD 2x4 J-BOX AT 42" AFF W/3/4" CONDUIT TO ACCESSIBLE CEILING
LM	LONG RANGE MOTION CAMERA 2x4 J-BOX AT 84" AFF W/3/4" CONDUIT TO ACCESSIBLE CEILING
MD	360 MOTION DEVICE DEVICE MOUNTED TO CEILING WHERE INDICATED
RR	REMOTE RELEASE 2x4 J-BOX AT MILLWORK 3/4" CONDUIT TO ACCESSIBLE CEILING
DB	DURESS BUTTON 2x4 J-BOX AT MILLWORK 3/4" CONDUIT TO ACCESSIBLE CEILING
CC	FIXED CAMERA SINGLE GANG J-BOXES W/3/4" CONDUIT TO ACCESSIBLE CEILING.
CS	PAN TILT ZOOM CAMERA SINGLE GANG J-BOXES W/3/4" CONDUIT TO ACCESSIBLE CEILING.
T	TEMPERATURE SENSOR NO ROUGH IN REQUIRED

NOTE: SECURITY DEVICES ARE PROVIDED BY SECURITY CONTRACTOR

F SECURITY DEVICE LEGEND
N.T.S.

STRAVIS TECHNOLOGIES
4605 Ecol Parkway, Suite 300
Addicks, TX 75001
972.644.8622

EUBANKS•HARRIS ROBERTS•CRAIG ARCHITECTS, INC.
www.ehrc.com

FOR CONSTRUCTION
DATE: 02-23-2010

PROJECT NO. 2009-46
6350 NEW COWLAND RD. PHONE: 903-534-0995
TYLER, TEXAS 75703 FAX: 903-534-1071

OWENS ELEMENTARY RENOVATIONS & ADDITIONS
TYLER, TEXAS

DATE: 02-23-2010
SHEET NO. 14.01
DRAWING: SECURITY DETAILS AND ELEVATIONS
REVISION: