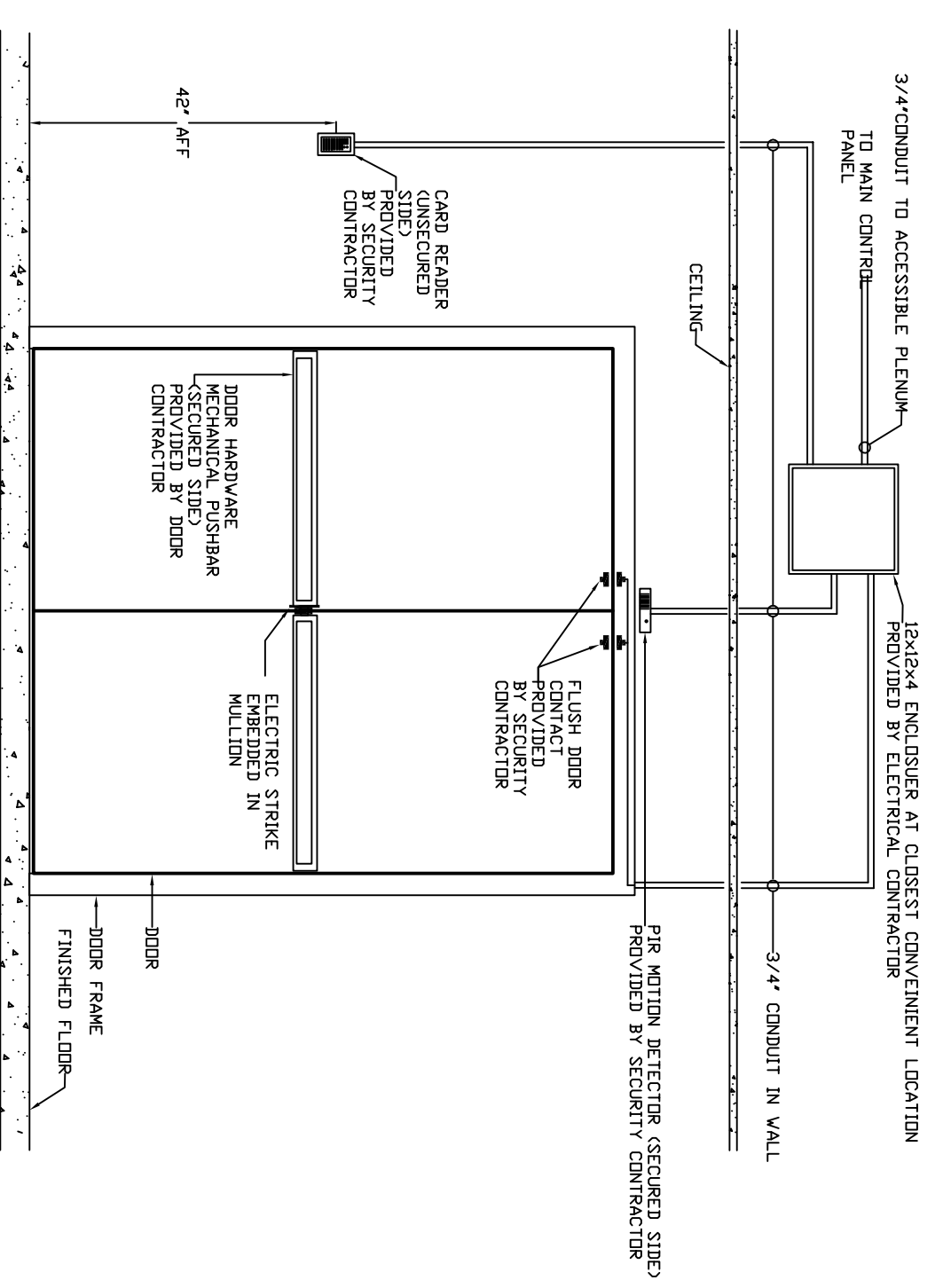
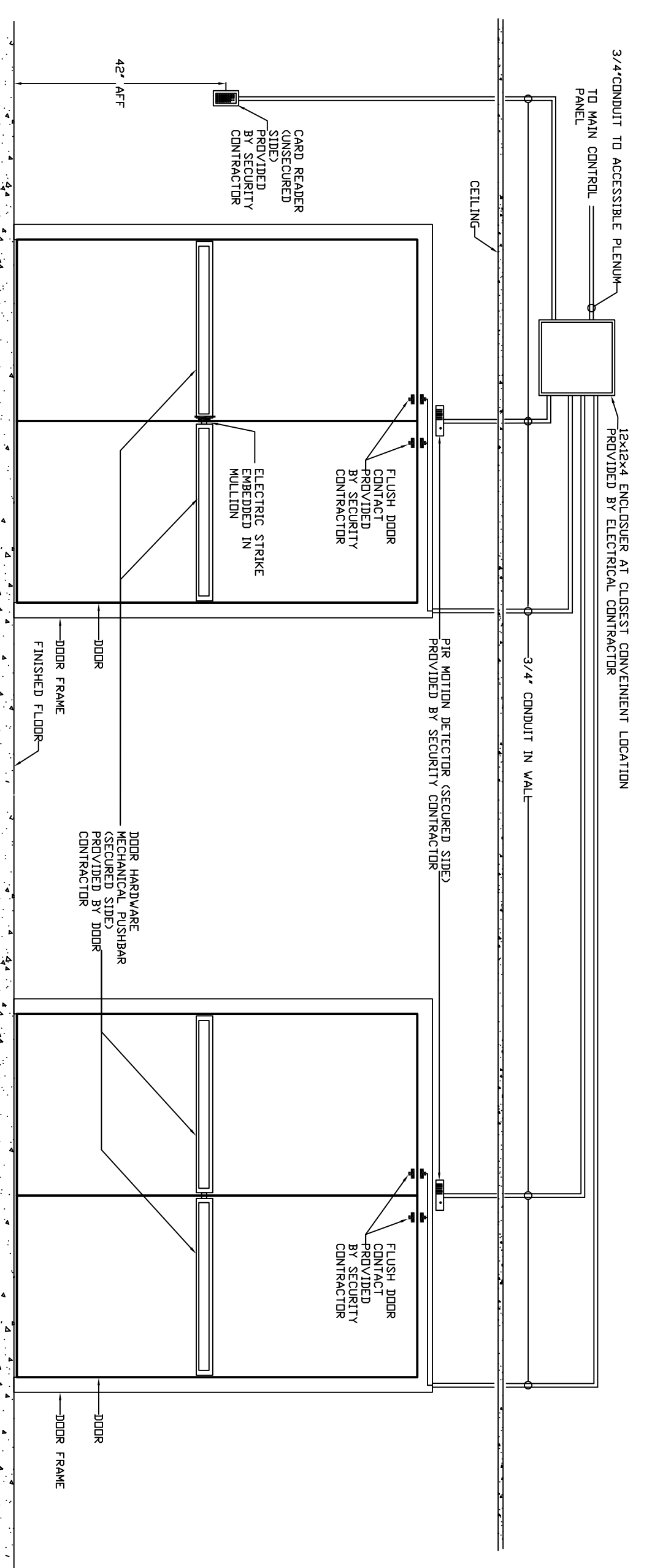


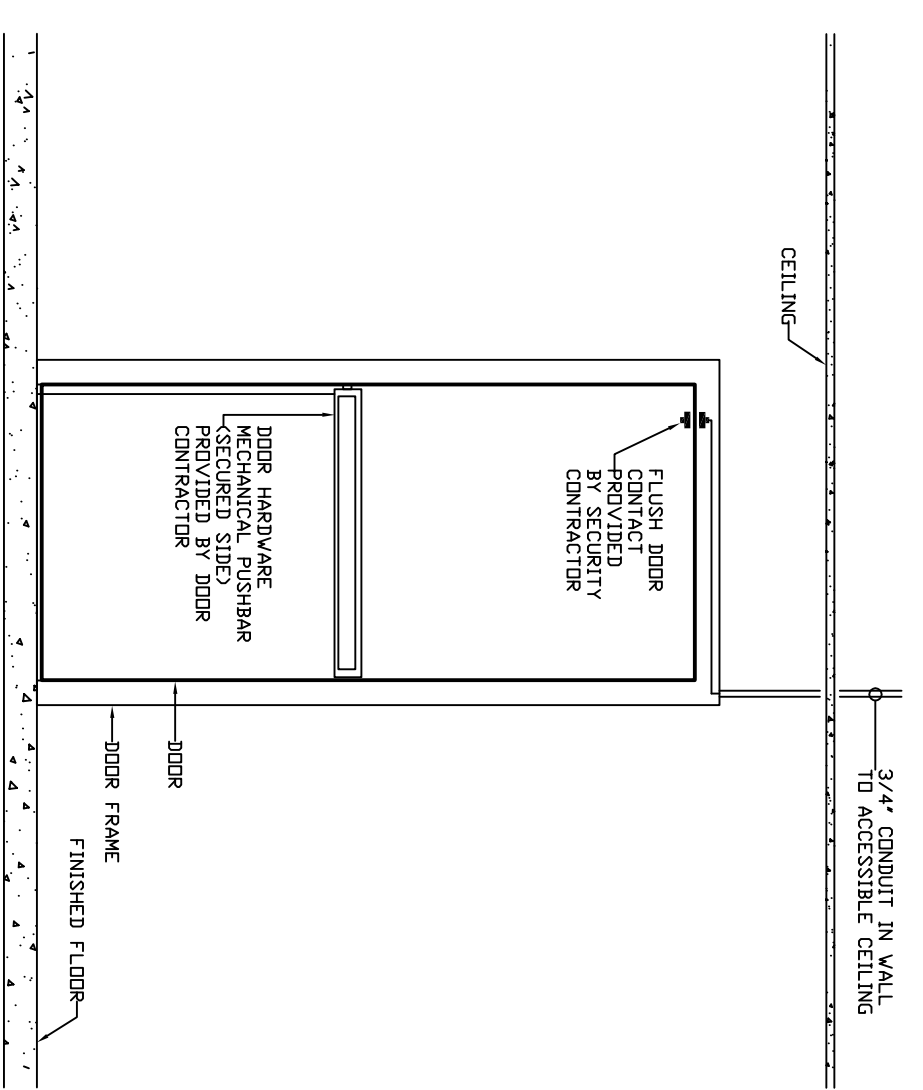
A ACCESS CONTROL - 1 DOOR
SCALE: 1/2" = 1'



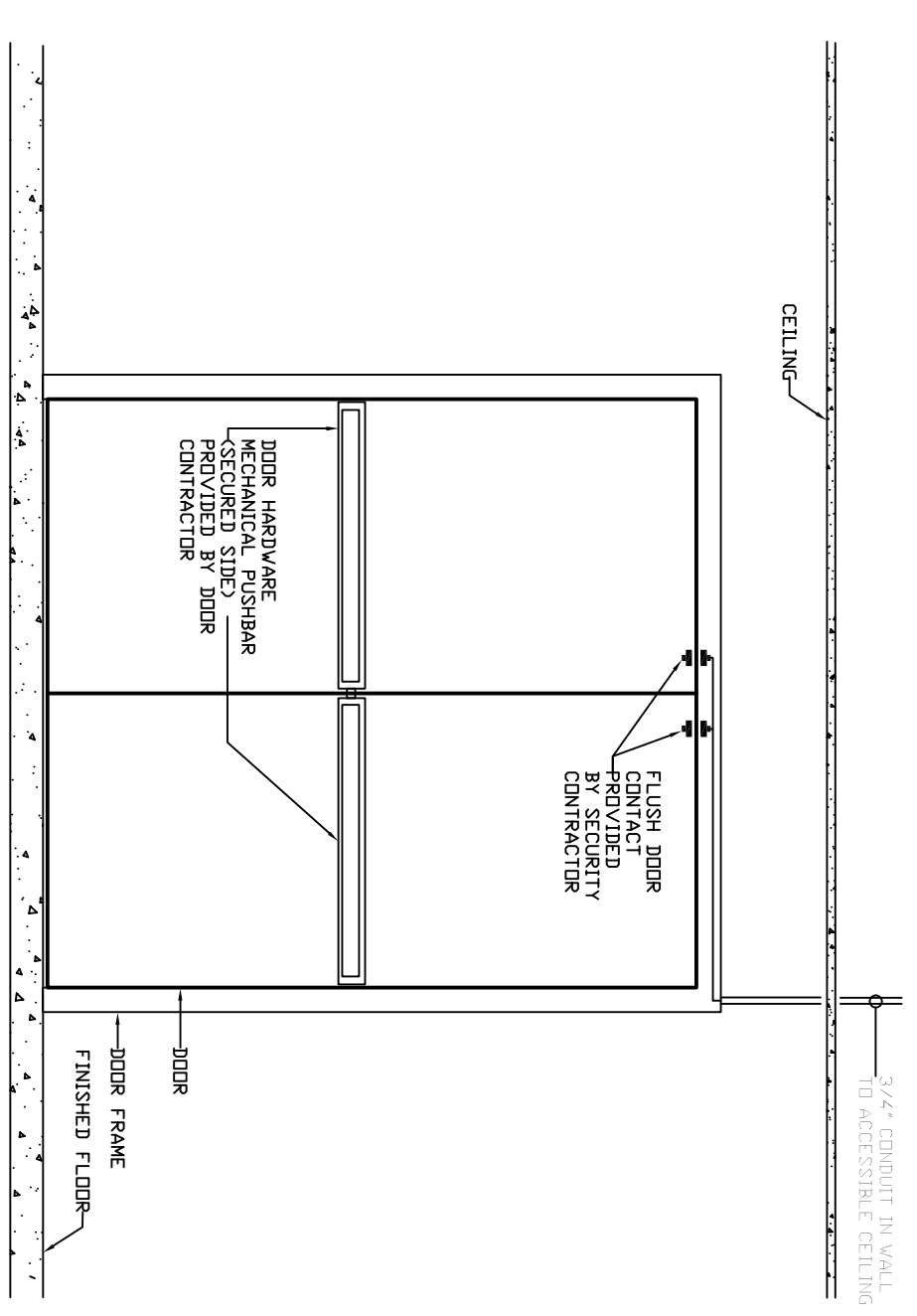
B ACCESS CONTROL - 2 DOOR
SCALE: 1/2" = 1'



C ACCESS CONTROL - 4 DOOR
SCALE: 1/2" = 1'



D MONITORED DOOR - 1 DOOR
SCALE: 1/2" = 1'



E MONITORED DOOR - 2 DOOR
SCALE: 1/2" = 1'

SECURITY DEVICE LEGEND	
CR	CARD READER 2x4 J-BOX AT 42" AFF W/CONDUIT TO ACCESSIBLE CEILING
M	DOOR CONTACT FLUSH MOUNTED IN DOOR FRAME, EXTEND 3/4" CONDUIT TO ACCESSIBLE CEILING
MR	MOTION DETECTOR MOUNTED ABOVE DOOR. PROVIDE 3/4" CONDUIT TO ACCESSIBLE CEILING
KP	KEYPAD 2x4 J-BOX AT 42" AFF W/3/4" CONDUIT TO ACCESSIBLE CEILING
LM	LONG RANGE MOTION CAMERA 2x4 J-BOX AT 84" AFF W/3/4" CONDUIT TO ACCESSIBLE CEILING
MD	360 MOTION CAMERA DEVICE MOUNTED TO CEILING WHERE INDICATED
RR	REMOTE RELEASE 2x4 J-BOX AT MILLW/DRK 3/4" CONDUIT TO ACCESSIBLE CEILING
DB	DURESS BUTTON 2x4 J-BOX AT MILLW/DRK 3/4" CONDUIT TO ACCESSIBLE CEILING
CC	FIXED CAMERA SINGLE GANG J-BOXES W/3/4" CONDUIT TO ACCESSIBLE CEILING.
CS	PAN TILT ZOOM CAMERA SINGLE GANG J-BOXES W/3/4" CONDUIT TO ACCESSIBLE CEILING.
T	TEMPERATURE SENSOR NO ROUGH IN REQUIRED

NOTE: SECURITY DEVICES ARE PROVIDED BY SECURITY CONTRACTOR

- ALL DOOR CONDUITS TO RUN THROUGH FRAME DIRECTLY TO/OVER DEVICE
- CONDUITS SHALL BE ROUTED TO ACCESSIBLE CEILING
- CONDUITS SHALL USE A MORTAR BOX, OR BE FINISHED DIRECTLY TO FACE OF FRAME
- ALL CONDUIT LOCATIONS SHALL BE DRILLED OR MARKED BY GENERAL CONTRACTOR

G NOTES
SCALE: N.T.S.

F SECURITY DEVICE LEGEND
N.T.S.

STRAVIS TECHNOLOGIES
4605 Enroll Parkway, Suite 300
Arlington, TX 76010
972.644.8622

EUBANKS • HARRIS ROBERTS • CRAIG
ARCHITECTS, INC.
www.eubankharris.com

FOR CONSTRUCTION
DATE: 02-23-2010

PROJECT NO. 2009-14
DRAWING: SECURITY DETAILS AND ELEVATIONS
SHEET NO.: 14.01

1510 E. GRANITE BLVD.
TYLER, TX 75703
PHONE: 903-544-0995
FAX: 903-544-1071

BIRDWELL ELEMENTARY
TYLER, TEXAS